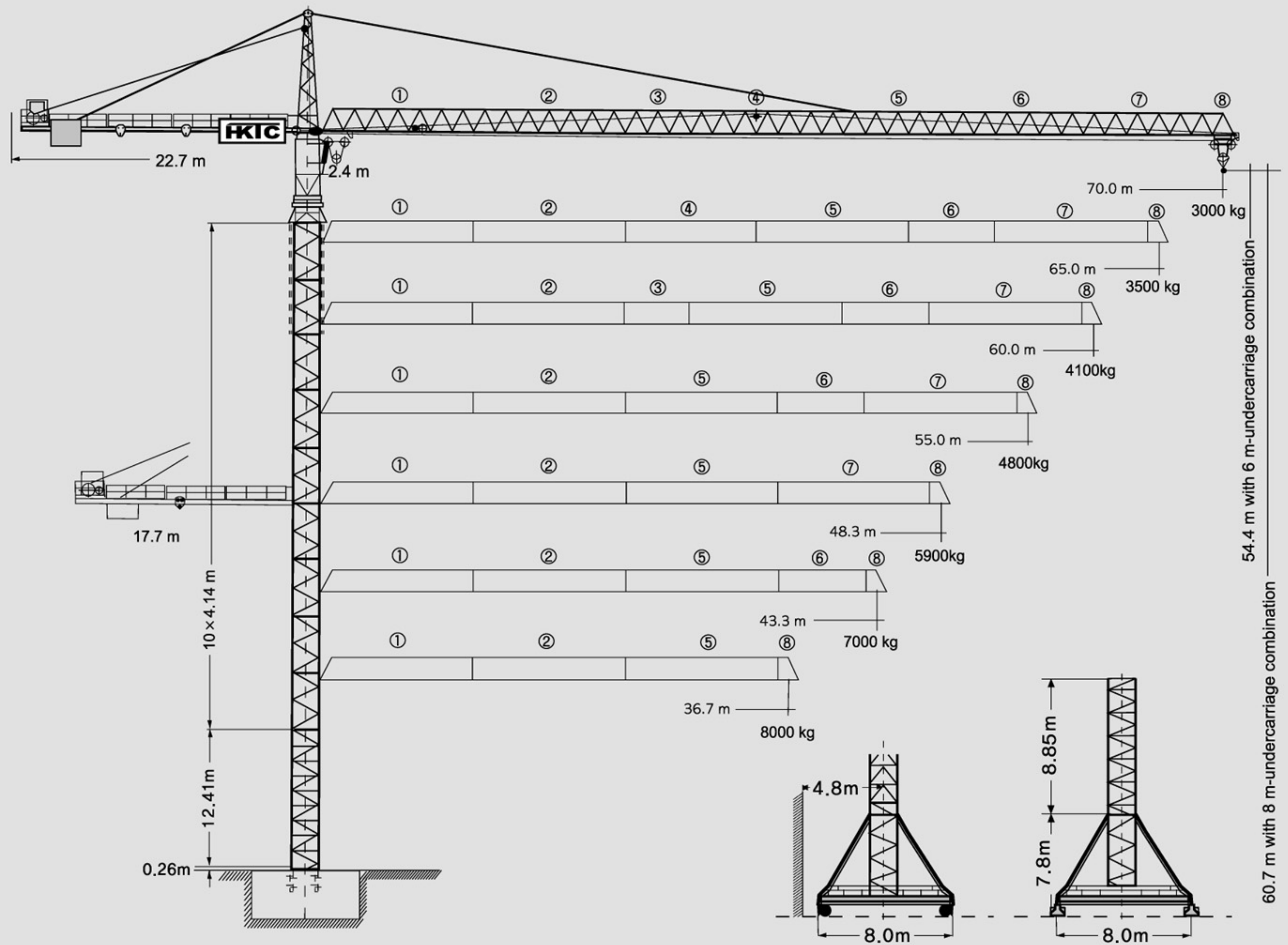


HanKook Tower Crane

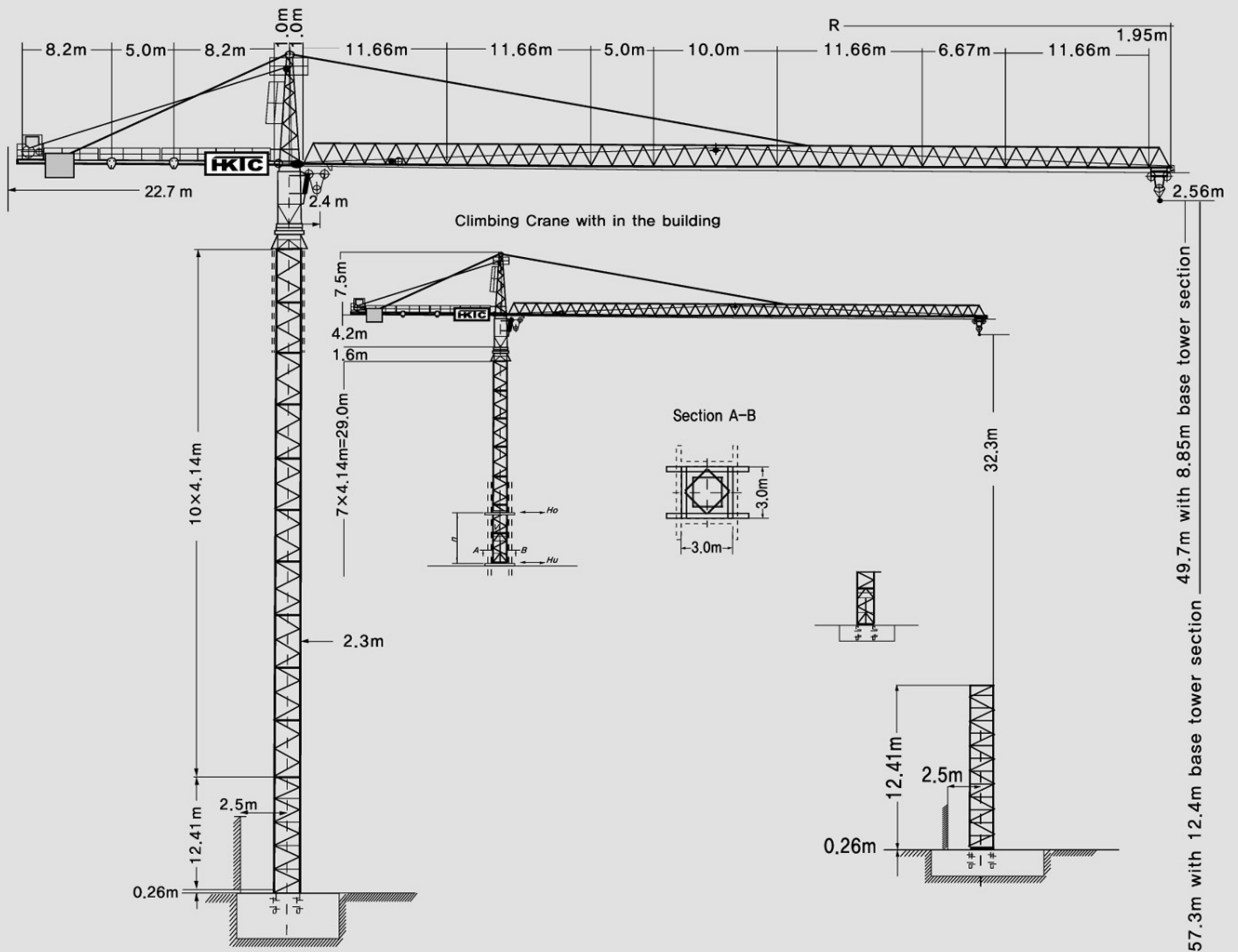
290HC-H (708)

TOWER CRANE

with 6m-and 8m-undercarriage combination



HANKOOK TOWER CRANE



scale / 1 : 460

Hoisting height

Number of tower sections	Data for type with 6m-undercarriage/8.85m base tower		Data for type with 8m-undercarriage/12.4m base tower	
	Hoisting height		Hoisting height	
	stationary type	Travelling type	stationary type	Travelling type
	m	m	m	m
0	12.4	17.1	16.0	23.5
1	16.6	21.2	20.1	27.7
2	20.7	25.4	24.3	31.8
3	24.8	29.6	28.4	35.9
4	29.0	33.7	32.5	40.0
5	33.1	37.8	36.7	44.1
6	37.3	41.9	40.8	48.2
7	41.4	46.1	45.0	52.4
8	45.5	50.2	49.1	56.5
9*	49.7	54.4	53.2	60.7
10*	-	-	57.3	-

※Lower guide section after erection. / Further hoist heights on request.

290HC-H(708)

Data for rail-going crane

Wheel gauge	6.0m oder 8.0m
Track gauge	6.0m oder 8.0m
Interior curve radius (6m-undercarriage)	12.5m

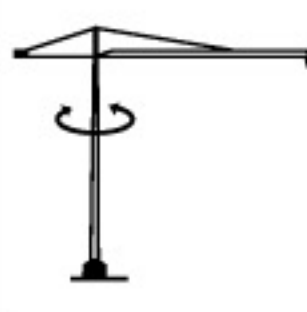


interior curve radius (8m-undercarriage)	18.0m
Dead weight* (6m-undercarriage)	85000kg
Dead weight* (8m-undercarriage)	92000kg

*Max. hoisting height + max. radius.

Radius and capacity

Length of jib (Slewing radius) m	MAX. Capacity m/kg	Radius and capacity																			
		25.0	28.0	31.7	34.0	36.7	38.0	40.0	42.0	43.3	45.0	48.3	51.0	53.0	55.0	57.0	60.0	62.0	65.0	67.0	70.0
70.0 (R= 71.36)	2.2-31.7 8000	8000	8000	8000	7420	6785	6510	6130	5780	5570	5310	4870	4550	4330	4130	3950	3690	3540	3320	3190	3000
65.0 (R= 66.36)	2.2-32.5 8000	8000	8000	8000	7770	7110	6820	6420	6060	5840	5575	5110	4780	4560	4350	4150	3890	3730	3500		
60.0 (R= 61.36)	2.2-34 8000	8000	8000	8000	8000	7450	7160	6740	6360	6130	5860	5380	5030	4800	4580	4380	4100				
55.0 (R= 56.36)	2.2-35 8000	8000	8000	8000	8000	7790	7480	7045	6650	6420	6130	5630	5270	5030	4800						
48.33 (R= 49.7)	2.2-36.7 8000	8000	8000	8000	8000	8000	7820	7370	6960	6720	6420	5900									
43.33 (R= 44.7)	2.2-38 8000	8000	8000	8000	8000	8000	8000	7680	7250	7000											
36.67 (R= 38.0)	2.2-36.7 8000	8000	8000	8000	8000	8000															

Speeds

	0.9 sl./min	12.6kW 2×6.3kW
	10.0/34.0/67.0 m/min	5.0kW
	25.0 m/min with 8m-undercarriage 25.0 m/min with 6m-undercarriage	15kW 2×7.5kW

Hoist gear	Gear	kg	m/min
30.0 kw, WIW 241 RX020 Elmag	1	8000	3.5
		8000	15.0
		4900	30.0
Hoist height 79.0m (2 layers)	2	3200	8.3
		3200	36.0
		1800	71.0

Technical data

290HC-H(708) Packing List

Item	Quantity	Description	This list cannot be used for the calculation of the smallest transport volume.	Length m	Width m	Height m	Unit weight kg	Total weight kg
1	2	Rail bogie with drive		1.63 ()* (1.46)	0.92 (0.84)	0.95 (0.87)	1450 (1080)	2900 (2160)
2	2	Rail bogie without drive		1.37 (1.15)	0.62 (0.60)	0.95 (0.87)	1255 (800)	2510 (1600)
3	1	Support arm long		9.10 (11.95)	0.80 (0.82)	0.95 (0.80)		1650 (2200)
4	2	Support arm short		1.37 (1.15)	0.62 (0.60)	0.95 (0.87)	1255 (800)	2510 (1600)
5	2+2 2+2	Border support		5.46-5.40 (7.52-7.46)	0.11-0.18 0.10-0.17	0.16-0.38 0.10-0.38	175-525 366-912	1400 2556
6	4	Support strut		4.14 (6.55)	0.18 (0.22)	0.25 (0.25)	320 (600)	1320 (2400)
7	1	Guide section cpl		8.39	2.80	2.50		4070
8	1	Undercarriage tower section		3.73 (6.70)	2.62 (2.53)	2.62 (2.53)		2550 (3800)
9	9	Tower section		4.14	2.30	2.30	2260	20430
10	1	Slewing platform cpl. with ball slewing ring and ring support		6.24	2.74	2.57		9080
11	1	Tower head section		8.88	1.64	1.80		2560
12	1	Counter-jib head		8.06	2.42	0.92		2580
13	1	Counter-jib heel section and guying		8.44	1.77	0.92		2020
14	1	Intermediate counter-jib section		5.22	1.76	0.92		2580
15	1	Jib heel section and guying		12.02	1.84	1.96		2980
16	3	Intermediate jib section		12.02	1.63	1.87	2165 2070 1200	5435
17	2	Intermediate jib section		5.36 7.03	1.63	1.87	925 1015	1940
18	1	Intermediate jib section		10.36	1.63	1.87		1864
19	1	Jib head		2.21	1.84	1.14		330
20	1	Trolley		1.89	1.83	1.20		335
21	1	Base tower section		8.85 (12.42)	2.30 (2.30)	2.30 (2.30)		4380 (7550)
22	1	Platforms		5.00	1.50	2.00		2300
23	1	Hydraulic system, supporting and climbing cross members		2.10	1.25	1.00		800
24	1	Base tower section		12.42	2.3	2.3		5520
25	1	Hoist gear frame		2.0	3.15	1.60		2400
26	1	Crate with small parts, ropes and foundation angle irons		1.1	1.0	1.24		3000

() * : Undercarriage 8m 사용시 규격임

HKTC 한국타워크레인(주)
HanKook Tower Crane Co.,Ltd.

■본사·공장 경남 창원시 대원동 91-10
TEL : (055)238-0009
FAX : (055)238-0006
고객지원실 : (055)237-0606

■서울사무소 서울시 서초구 양재동 307
TEL : (02)576-6262
FAX : (02)573-1785

■Head Office 91-10 Daewon-dong, Changwon, Gyeongnam, Korea
TEL : +82-55-238-0009
FAX : +82-55-238-0006
Customer service center : +82-55-237-0606

■Seoul Office 307 Yangjae-dong, Seocho-gu, Seoul, Korea
TEL : +82-2-576-6262
FAX : +82-2-573-1785