



# 300HC Packing List

Item	Quantity	Description	This list cannot be used for the calculation of the smallest transport volume.	Length m	Width m	Height m	Unit weight kg	Total weight kg
1	1	Guide section cpl		8,39	2,80	2,50		4070
2	10	Tower section		4,14	2,30	2,30	2160	21600
3	1	Slewing platform cpl. with ball slewing ring and ring support		5,49	2,74	2,68		10120
4	1	Tower head section		8,88	1,64	1,80		2700
5	1	Counter-jib head		9,10	2,42	0,92		3260
6	1	Counter-jib heel section and guying		8,44	1,77	0,92		2800
7	1	Intermediate counter-jib section		5,22	1,76	0,92		1580
8	1	Jib heel section and guying		12,02	1,84	1,96	①	3590
9	3	Intermediate jib section		12,02	1,63	1,87	⑤ 2154 ② 2094 ⑦ 1314	5562
10	2	Intermediate jib section		5,36 7,03	1,63	1,87	③ 934 ⑥ 1054	1988
11	1	Intermediate jib section		10,36	1,63	1,87	④	1644
12	1	Jib head		2,21	1,84	1,14	⑧	330
13	1	Trolley, Hook		1,89	1,83	1,57	510 600	1110
14	1	Base tower section		12,42 (8,85)	2,30 (2,30)	2,30 (2,30)		7800 (4580)
15	1	Platforms		5,00	1,50	2,00		2300
16	1	Hydraulic system, supporting and climbing cross members		2,10	1,25	1,00		800
17	1	Hoist gear frame		2,30	2,75	1,77		4100
18	1	Crate with small parts, ropes and foundation angle irons		1,1	1,0	1,24		3000
<b>Undercarriage</b>								
19	2	Rail bogie with drive		1,63	0,92	0,95	1450	2900
20	2	Rail bogie without drive		1,37	0,62	0,95	1280	2510
21	1	Support arm long		9,10	0,80	0,80		1650
22	2	Support arm short		4,45	0,77	0,77	800	1600
23	2+2	Border support		5,46-5,40	0,11-0,18	0,16-0,38	175-525	1400
24	4	Support strut		4,14	0,18	0,25	320	1320
25	1	Undertarriage tower section		3,73	2,62	2,62		2550



Head Office : 91-10 Daewon-dong, Changwon, Gyeongnam, Korea TEL,+82-55-238-0009 FAX,+82-55-238-0006  
 Seoul Office : 197-28, 13F E&C Venture Dream Tower VI, Guro-dong Guro-Gu, Seoul, Korea TEL,+82-2-830-0040 FAX,+82-2-830-0065  
 Viet Nam : Road 25B, Nhon Trach 2 Industrial Park, Nhon Trach District, Dong Nai Province TEL,+84-61-356-9500 FAX,+84-61-356-9501  
 Gulf Branch : P.O.Box 18379, JAFZ Dubai, U,A,E TEL,+971-4-8815727 FAX,+971-4-8815728  
 Qatar Office : P.O.Box 55654, Doha, Qatar TEL,+974-466-1326 FAX,+974-465-0049

# 300HC

# TOWER CRANE

## Hoisting height

Number of tower sections	Hoisting height			Wall Tie Drawing
	m	m	m	
0	14.7	27.2	15.9	
1	18.9	31.3	20.0	
2	23.0	35.4	24.2	
3	27.2	39.6	28.3	
4	31.3	43.7	32.4	
5	35.4	47.9	36.6	
6	39.6	52	40.7	
7	43.7	56.1	44.9	
8	47.9	60.3	49.0	
9*	52.0	64.4	53.1	
10*	56.2	68.6	-	

\* = Lower guide section after erection

Wall Tie Drawing = Be followed by job site conditions

# Technical data

## Data for rail-going crane

Wheel gauge	6.0m
Track gauge	6.0m




Interior curve radius(6m-undercarriage)	12,5m
Dead weight(6m-undercarriage)	85,000kg

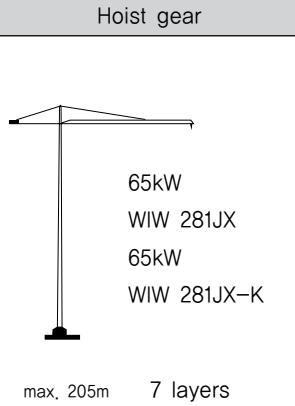
※Max. hoisting height + max. radius.

## Radius and capacity

Length of jib (Slewing radius) m	MAX Capacity m/kg	Radius and capacity																			
		25,0	28,0	31,7	34,0	36,7	38,0	40,0	42,0	43,3	45,0	48,3	51,0	53,0	55,0	57,0	60,0	62,0	65,0	67,0	70,0
70,0(R=71,36)	<sup>2,2-19,1</sup> 12000	10000	9277	8050	7420	6785	6510	6130	5780	5570	5310	4870	4550	4330	4130	3950	3690	3540	3320	3190	3000
65,0(R=66,36)	<sup>2,2-22,4</sup> 12000	10000	9700	8420	7770	7110	6820	6420	6060	5840	5575	5110	4780	4560	4350	4150	3890	3730	3500		
60,0(R=61,36)	<sup>2,2-24,1</sup> 12000	11352	10160	8820	8140	7450	7160	6740	6360	6130	5860	5380	5030	4800	4580	4380	4100				
55,0(R=56,36)	<sup>2,2-25,0</sup> 12000	12000	10595	9210	8500	7790	7480	7045	6650	6420	6130	5630	5270	5030	4800						
48,33(R=49,7)	<sup>2,2-26,0</sup> 12000	12000	11070	9625	8890	8145	7820	7370	6960	6720	6420	5900									
43,33(R=44,7)	<sup>2,2-27,0</sup> 12000	12000	11500	10010	9250	8480	8145	7680	7250	7000											
36,67(R=38,0)	<sup>2,2-27,8</sup> 12000	12000	11930	10390	9600	8800															
31,67(R=33,0)	<sup>2,2-29,3</sup> 12000	12000	12000	11000																	

## Speeds

	DRW 160AZ 0.7 sl./min	2X6,3kW
	DRW 160AZ-K 0.7 sl./min	
	KAW 180MZ 0 - 110,0m/min inverter	7,5kW
	KAW 181KX 8,0 / 16,0 / 50,0 / 95,0m/min	5,5kW
	25,0m/min with 6m-undercarriage	2X7,5kW

Hoist gear	Gear	kg	m/min
 max. 205m 7 layers	1	12000	1,4/25,1
	2	5350	3,2/58,0
	3	2200	6,7/119,0

※Total motor output

100kW

※Total power requirement(with a simultaneity factor of 0.8)

※This specification is subject to change without prior notice for high efficiency.

※In case of generator : Min. 250kW above

※ This Tower Crane model for exportation only and technical data to be follows the standard of manufacturer.

