

Components




A-FRAME



SPRING STOPPER



HOISTING DRUM



LUFFING DRUM

COUNT JIB & BALLAST BLOCK



Jib SECTION



HOISTING & LUFFING GEAR



HKL1250 LUFFING CRANE

HKL1250 Packing List

Item	Dimension(L X W X H)	Quantity	Length(m)	Width(m)	Height(m)	Unit Weitht	Total Weight
#1 Boom		1	11,4	1,6	1,6	1500	1500
#2, #4 Boom		2	11,5	1,4	1,5	1100	2200
#3 Boom		1	5,8	1,4	1,5	610	610
#5 Boom		1	10,7	1,4	2,1	1300	1300
Luffing, Hoist ass'y		1	4	2,3	1,2	8000	8000
Counter jib		1	8	2,6	1,5	7080	7080
A-Frame		1	12,6	2,5	0,9	3850	3850
Turn Table		1	3,5	1,6	2,3	6000	6000
Cabin		1	2,9	1,6	2,4	980	980
Guide section cpl Hydraulic system, supporting and climbing cross members		1	8,39	2,8	2,5	4870	4870
Platforms		1	5	1,5	2	2300	2300
Tower section		5	4,14	2,3	2,3	2260	11300
S / Tower section		3	4,14	2,3	2,3	2600	7800
Base tower section		1	12,4	2,3	2,3	7550	7550
Ballast block	"A" type 	1	2,55	0,97	1,3	5000	5000
	"B" Type 	3	3,6	0,5	1,3	5000	15000



Head Office : 91-10 Daewon-dong, Changwon, Gyeongnam, Korea TEL:+82-55-238-0009 FAX:+82-55-238-0006
 Seoul Office : 197-28, 13F E&C Venture Dream Tower VI, Guro-dong Guro-Gu, Seoul, Korea TEL:+82-2-830-0040 FAX:+82-2-830-0065
 Viet Nam : Road 25B, Nhon Trach 2 Industrial Park, Nhon Trach District, Dong Nai Province TEL:+84-61-356-9500 FAX:+84-61-356-9501
 Gulf Branch : P.O.Box 18379, JAFZ Dubai, U.A.E TEL:+971-4-8815727 FAX:+971-4-8815728
 Qatar Office : P.O.Box 55654, Doha, Qatar TEL:+974-466-1326 FAX:+974-466-0049

www.hkcnt.com



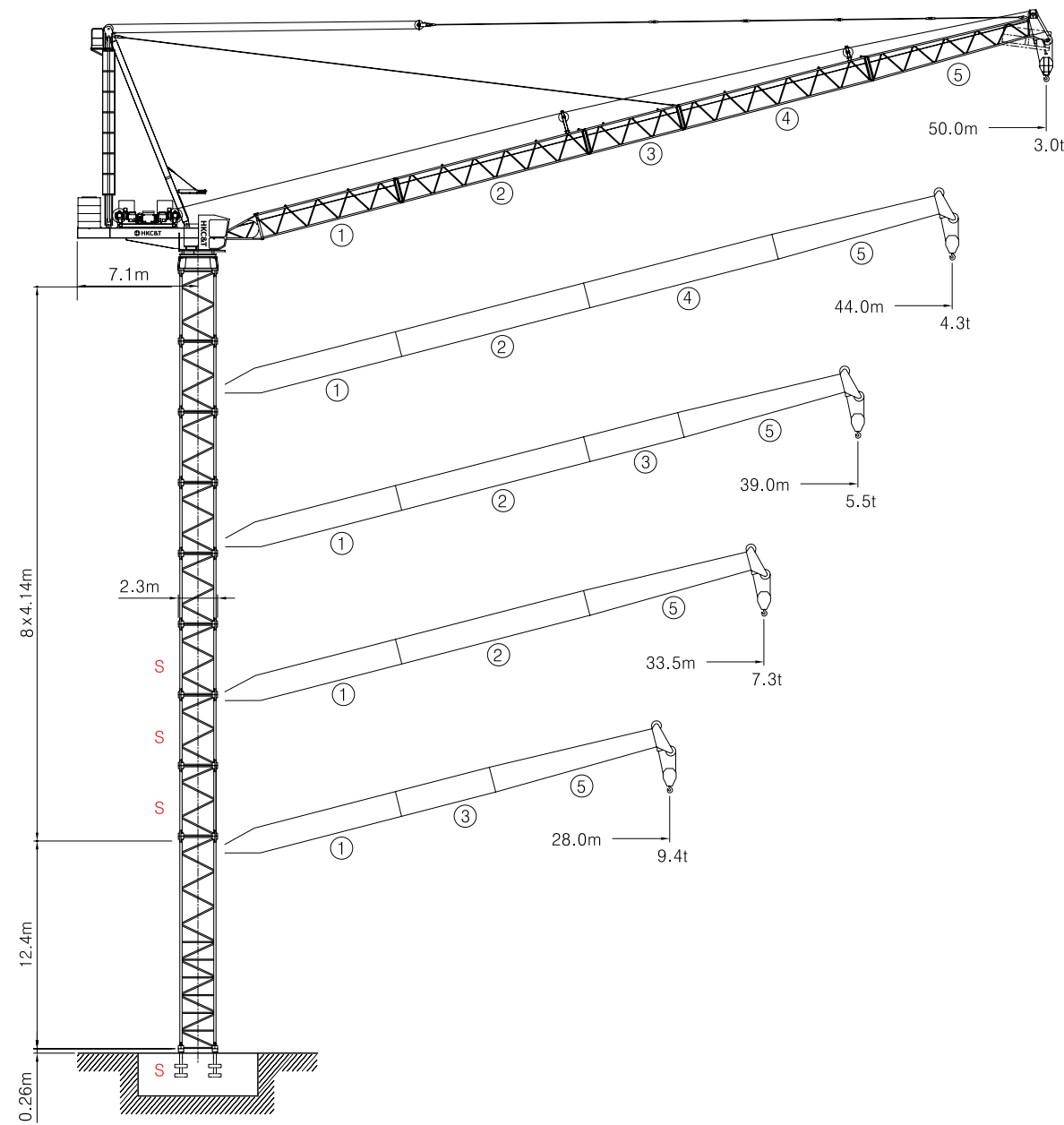
ISO 9001 : 2000
 ISO 14001 : 2004
 KSA 9001 : 2001



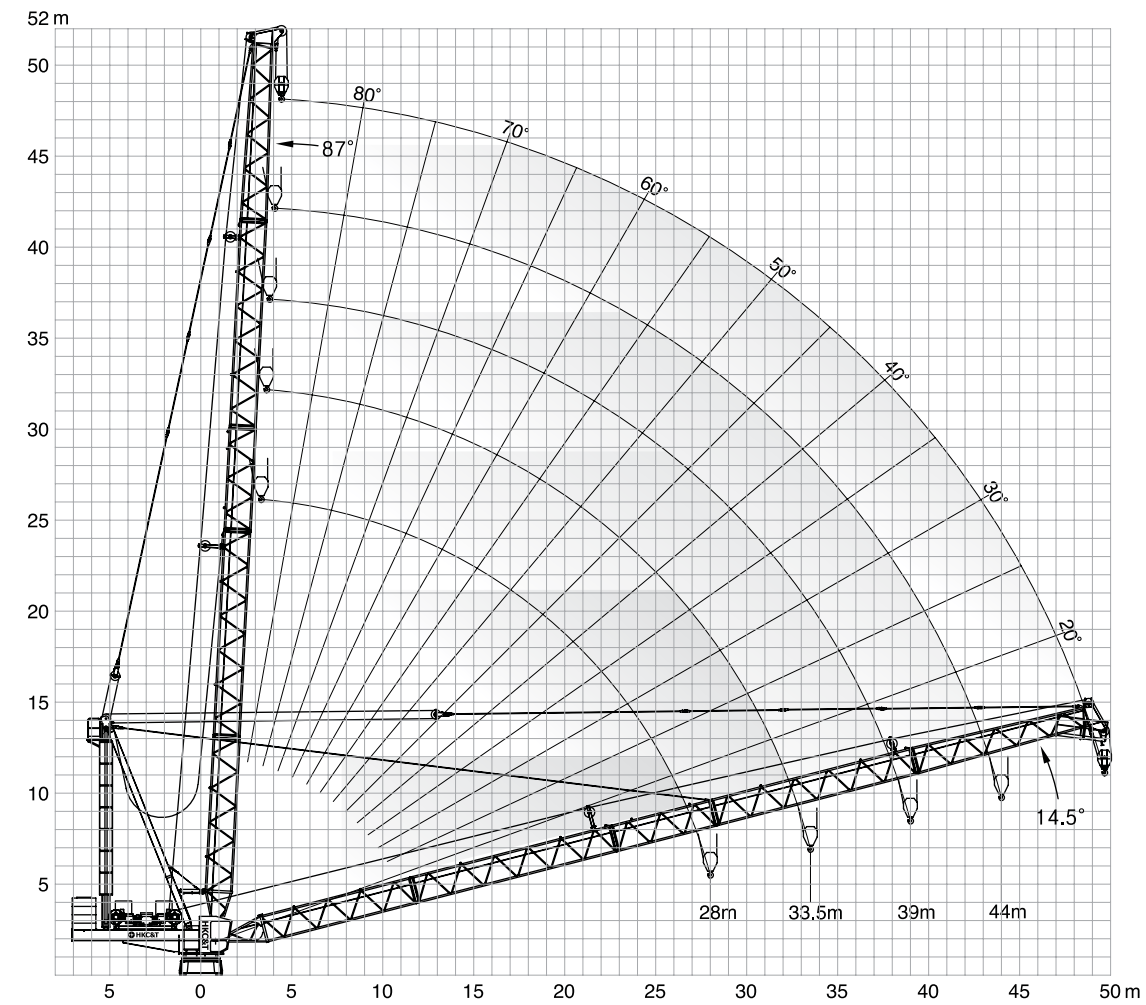
12TON LUFFING CRANE HKL1250

HANKOOK CRANE & TECH

12TON LUFFING CRANE HKL 1250



Radius and Hoisting height



Tower height

Number of tower section	290HC Tower Section(2,3X2,3X4,14m)	
	Jib length	
	28,0 / 33,5m	39,5 / 44,0 / 50,0m
0	12,7	12,7
1	16,8 (S)	16,8 (S)
2	21,0 (S)	21,0 (S)
3	25,1 (S)	25,1 (S)
4	29,3	29,3
5	33,4	33,4
6	37,5	37,5
7	41,7	41,7
8	45,8	45,8
9	50,0	-

Radius and capacity

Length of jib	MAX Capacity	Radius and capacity															
		m/kg															
Radius(m)	m/kg	20	22	24	26	28	30	32	33,5	35	37	39	42	44	46	48	50
50m	4.4-34 6200	6200	6200	6200	6200	6200	6200	6200	6200	6140	5590	5140	4510	4150	3810	3510	3230
	4.4-21 12000	12000	11900	10530	9380	8410	7570	6840	6360	5910	5380	4910	4280	3920	3580	3280	3000
44m	4.4-36 6200	6200	6200	6200	6200	6200	6200	6200	6200	6200	6080	5610	4990	4630			
	4.4-22 12000	12000	12000	10850	9720	8760	7930	7210	6730	6290	5770	5300	4680	4320			
39m	4.4-37 6200	6200	6200	6200	6200	6200	6200	6200	6200	6200	6200	5830					
	4.4-22 12000	12000	12000	11000	9890	8940	8120	7410	6940	6500	5980	5520					
33,5m	4.4-33,5 6200	6200	6200	6200	6200	6200	6200	6200	6200								
	4.4-22 12000	12000	12000	11330	10230	9300	8490	7790	7320								
28m	4.4-28 6200	6200	6200	6200	6200	6200											
	4.4-23 12000	12000	12000	11420	10330	9410											

Driving unit speed

Hoist gear	Gear	kg	m/min	Luffing	Slewing
65kW Elmag, WSB	1	12000	1,4/21,0	65kW, WSB 14,5°~ 87° / 1,7min	2 X 6,3 kW 0,7sl./min
	2	5350	3,2/48,0		
	3	2200	6,7/100,0		
	1	6200	2,8/42,0		
	2	2680	6,4/96,0		
	3	1100	13,4/200,0		